



Washington State Summary

North Tapps Middle School

2029 12th Street E.
Lake Tapps, WA 98391-9369

253.862.2776

Enrollment*

528



2%

English Learners

14%

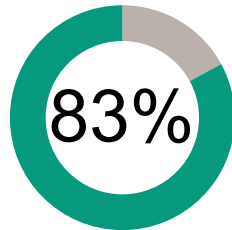
Low Income

Student Performance*

How are we doing getting students to their learning goals?

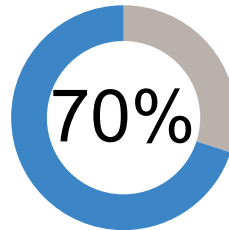


English Language Arts



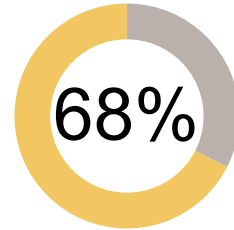
83%

Math



70%

Science



68%

Met grade level standards on state administered tests

How engaged are our students?



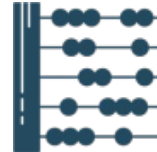
91%

Have Regular Attendance



28%

Have High English Language Arts Growth



36%

Have High Math Growth

About Our Teachers and Classrooms



28

Number of Teachers

61%

Have Master's Degree or Higher

19.1

Average Years Experience



18.8

Number of Students per Teacher

Finances

How much money do we spend on each student?

\$11,371

Staff Salary & Benefits



\$2,932

Non-Personnel Costs

All information is for the 2017-18 school year, unless marked with an * to indicate 2018-19. To see more from the Washington State Report Card, visit WashingtonStateReportCard.OSPI.k12.wa.us/ReportCard/ViewSchoolOrDistrict/102202. If you have questions or comments, contact ReportCardRedesign@k12.wa.us

